


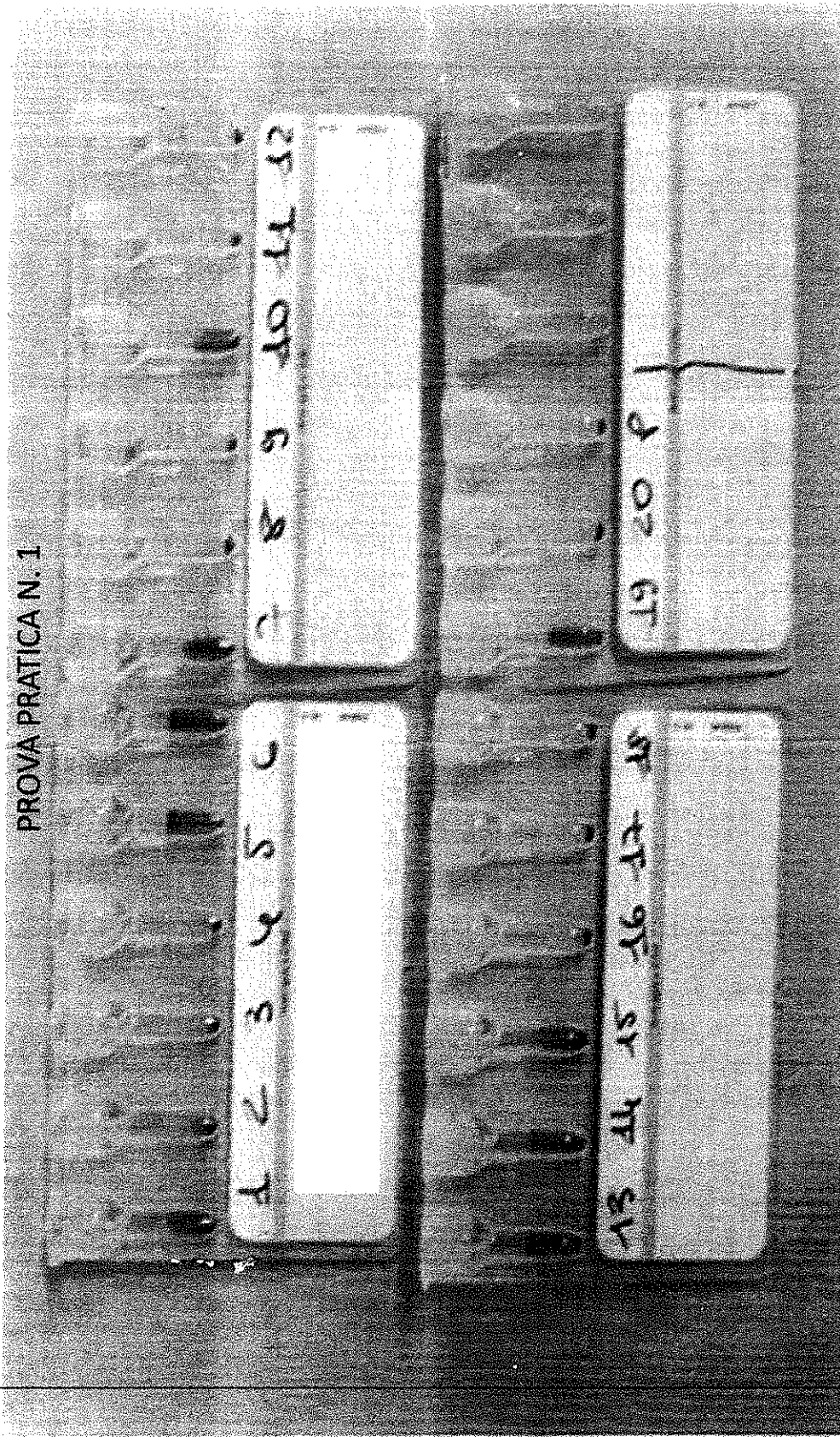
PROVA PRATICA N. 1

MASTER LIST PANOCELL-20.

IL CANDIDATO INDIVIDUI L'ANTICORPO, IN BASE ALLE AGGLUTINAZIONI
ILLUSTRATE NELL'IMMAGINE.




PROVA PRATICA N. 1



Scienze Biomediche UVA Ilva Roberto Nardelli

PROVA PRATICA N. 1



PANOCELL-20
Master List

IMMUCOR, INC. Norcross, GA 30071 USA
U.S. License No: 886
Lot No: 20547
Exp. Date: 2023/07/21

NAME _____ NO. _____
INSTITUTION _____
BLOOD GROUP _____ ANTIBODY IDENTITY _____
TECH _____ DATE _____

SYSTEM	Rh - Hr				Kell				Duffy			Kidd		Lewis		P	MN				Lutheran		Xg	Special Antigen Type	PATIENT'S TEST RESULTS																			
	D	C	c	E	C ^w	K	k	Kp ^a	Kp ^b	Jk ^a	Jk ^b	Fy ^a	Fy ^b	Jk ^a	Jk ^b		Le ^a	Le ^b	P ₁	M	N	S			s	Lu ^a	Lu ^b	Xg ^a	Xg ^b	1	2	3	4	5	6	7	8	9	10					
1	R1wR1 B10331	+	+	0	0	+	0	0	+	+	0	+	+	+	0	+	0	+	0	+	+	+	+	+	+	0	0												1					
2	R1R1 B9529	+	+	0	0	+	+	+	+	+	0	+	+	+	0	+	0	+	0	+	+	+	+	+	+	0	0												2					
3	R1R1 B9268	+	+	0	0	+	+	+	+	+	0	+	+	+	0	+	0	+	0	+	+	+	+	+	+	0	0												3					
4	R1R1 B8614	+	+	0	0	+	+	+	+	+	0	+	+	+	0	+	0	+	0	+	+	+	+	+	+	0	0												4					
5	RzR1 A4707	+	+	0	0	+	+	+	+	+	0	+	+	+	0	+	0	+	0	+	+	+	+	+	+	0	0												5					
6	R2R2 C1579	+	+	0	0	+	+	+	+	+	0	+	+	+	0	+	0	+	0	+	+	+	+	+	+	0	0												6					
7	R2R2 C6415	+	+	0	0	+	+	+	+	+	0	+	+	+	0	+	0	+	0	+	+	+	+	+	+	0	0												7					
8	R2R2 C2437	+	+	0	0	+	+	+	+	+	0	+	+	+	0	+	0	+	0	+	+	+	+	+	+	0	0												8					
9	R2R2 C7115	+	+	0	0	+	+	+	+	+	0	+	+	+	0	+	0	+	0	+	+	+	+	+	+	0	0												9					
10	rGr T34	0	W	+	0	+	+	+	+	+	0	+	+	+	0	+	0	+	0	+	+	+	+	+	+	0	0												10					
11	rr E1143	0	+	+	0	+	+	+	+	+	0	+	+	+	0	+	0	+	0	+	+	+	+	+	+	0	0												11					
12	rr F730	0	0	+	+	+	+	+	+	+	0	+	+	+	0	+	0	+	0	+	+	+	+	+	+	0	0												12					
13	rr G1238	0	0	+	+	+	+	+	+	+	0	+	+	+	0	+	0	+	0	+	+	+	+	+	+	0	0												13					
14	rr H1484	0	0	+	+	+	+	+	+	+	0	+	+	+	0	+	0	+	0	+	+	+	+	+	+	0	0												14					
15	rr H570	0	0	+	+	+	+	+	+	+	0	+	+	+	0	+	0	+	0	+	+	+	+	+	+	0	0												15					
16	rr N4526	0	0	+	+	+	+	+	+	+	0	+	+	+	0	+	0	+	0	+	+	+	+	+	+	0	0												16					
17	rr G1673	0	0	+	+	+	+	+	+	+	0	+	+	+	0	+	0	+	0	+	+	+	+	+	+	0	0												17					
18	rr H1049	0	0	+	+	+	+	+	+	+	0	+	+	+	0	+	0	+	0	+	+	+	+	+	+	0	0												18					
19	rr G2016	0	0	+	+	+	+	+	+	+	0	+	+	+	0	+	0	+	0	+	+	+	+	+	+	0	0												19					
20	Ror D1133	+	+	0	0	+	+	+	+	+	0	+	+	+	0	+	0	+	0	+	+	+	+	+	+	0	0												20					
PATIENT'S CELLS																																												
PATIENT'S CELLS																									PATIENT'S CELLS																			
REVERSE GROUPING CELLS																									A ₁	A ₂	B																	
PANOSCREEN LOT:																									I	II	III																	
DAT																									Poly	IgG	C3																	

In those instances where a patient's serum is known to contain anti-D, it may be desirable to perform antibody screening tests with D- red cells. The panel cells 11, 12 and 13 can be used together to form a D- negative antibody screening reagent.

* Indicates those antigens whose presence or absence may have been determined using only a single example of a specific antibody. An antigen designated with a 'w' represents a weakened expression of the antigen that may or may not react with all examples of the corresponding antibody.

[Handwritten signatures and initials]
UBA